

Suggested Daily Schedule (very similar to our daily school schedule)

Reading Online (30min)	iStation.com KidsA-Z.com N2y.com
Word Work (10min)	Choose 5 sight words each week from list in packet and complete an activity on the Word Work choice board.
Reading Comprehension (20min)	Complete 1 activity from the Reading Choice board. --Stories can be from home, KidsA-Z, storylineonline.com, youtube read aloud, getepic.com
Math Online (30min)	Zearn.org, N2y.com, SplashLearn.com
Math (15-20min)	Choice 1-2 activities from the Math Choice Board
Writing (10min) Keep a journal or write on separate paper.	Keep a daily journal about how remote learning is going. Draw a picture and write 1-2 sentences each day. Write name and date on each entry.
Science/Social Studies (10-20min)	Choose one activity from the social studies/science Choice Board
Include recess, PE, movement breaks, and snack breaks between subjects.	

Weekly Expectations

- Complete 90 minutes of [iStation.com](https://www.iStation.com) a week. Logins were sent home.
- Complete 2 [Zearn.org](https://www.zearn.org) lessons each week.
- Complete 2 [splashlearn.com](https://www.splashlearn.com) lessons each week.
- Join Thursday 10:45 Zoom Lesson
- Follow the suggested schedule.

Daily Expectations

- Complete 1-2 word work activities daily.
- Complete 1 reading activity daily. You may want to focus on one story each week, and choose different choice board activities for it each day.
- Complete 1-2 math choice board activities daily.
- Writing Journal with full name and date on each entry.
- A science/social studies activity each day.

Daily Checklist.

You may want to use these to show your child what to expect each day.

Monday

Tuesday

Wednesday

Thursday

Friday

___Reading online

___Reading online

___Reading online

___Reading online

___Reading online

___Word Work

___Word Work

___Word Work

___Word Work

___Word Work

___Comprehension

___Comprehension

___Comprehension

___Comprehension

___Comprehension

___Math Online

___Math Online

___Math Online

___Math Online

___Math Online

___Math

___Math

___Math

___Math

___Math

___Writing Journal

___Writing Journal

___Writing Journal

___Writing Journal

___Writing Journal

___Science/SS

___Science/SS

___Science/SS

___Science/SS

___Science/SS

Daily Checklist.

You may want to use these to show your child what to expect each day.

Monday

Tuesday

Wednesday

Thursday

Friday

___ Reading online

___ Reading online

___ Reading online

___ Reading online

___ Reading online

___ Word Work

___ Word Work

___ Word Work

___ Word Work

___ Word Work

___ Comprehension

___ Comprehension

___ Comprehension

___ Comprehension

___ Comprehension

___ Math Online

___ Math Online

___ Math Online

___ Math Online

___ Math Online

___ Math

___ Math

___ Math

___ Math

___ Math

___ Writing Journal

___ Writing Journal

___ Writing Journal

___ Writing Journal

___ Writing Journal

___ Science/SS

___ Science/SS

___ Science/SS

___ Science/SS

___ Science/SS

Daily Checklist.

You may want to use these to show your child what to expect each day.

Monday

Tuesday

Wednesday

Thursday

Friday

___ Reading online

___ Reading online

___ Reading online

___ Reading online

___ Reading online

___ Word Work

___ Word Work

___ Word Work

___ Word Work

___ Word Work

___ Comprehension

___ Comprehension

___ Comprehension

___ Comprehension

___ Comprehension

___ Math Online

___ Math Online

___ Math Online

___ Math Online

___ Math Online

___ Math

___ Math

___ Math

___ Math

___ Math

___ Writing Journal

___ Writing Journal

___ Writing Journal

___ Writing Journal

___ Writing Journal

___ Science/SS

___ Science/SS

___ Science/SS

___ Science/SS

___ Science/SS

Word Work Choice Board

Choose 5 sight words from the list each week. Complete 1-2 activities a day using those 5 words.

<p>Rainbow write the words 3 times using different colors</p> <p>There There There</p>	<p>Write words like a pyramid</p> <p>W Wo Wor Word</p>	<p>Write sentences using the words.</p>
<p>Practice writing your first and last name.</p>	<p>Practice legibly writing upper and lower case letters and practice their sounds.</p>	<p>Practice CVC words (see packet). Examples of CVC words are cat, dog, fun, big, rot.</p>
<p>Practice sight words using flashcards.</p>	<p>N2y.com activity</p>	<p>Write a word that starts with each letter of the alphabet.</p>

Reading Choice Board

Complete 1 activity a day using resources listed on suggested schedule.

<p>Write:</p> <p>Who was the character?</p> <p>What happened?</p> <p>When did the story take place?</p> <p>Where did the story take place?</p>	<p>Draw a picture of something interesting that happened in the story. Write 2-3 sentences about it.</p>	<p>Write:</p> <p>What did you like about the book?</p> <p>What didn't you like?</p>
<p>Draw the main character. Write words that describe them.</p>	<p>Write 3 facts you learned from your reading.</p>	<p>Complete 1-2 N2y.com activities.</p>

Math Choice Board

Complete 1-2 activities a day.

Count and write (or trace) as many numbers as you can up to 100.	Complete 1-2 math n2y.com activities.	Practice adding using numbers up to 30.
Draw a picture of a castle using as many shapes as you can. Label the shapes.	Make a list of 2D flat and 3D solid shapes in your house.	Practice subtracting up to 20.
Put this numbers in order from least to greatest 18, 9, 20, 14, 7, 0	Identify coins and their value. How many of each coin do you have?	Count: How many spoons do you have? How mant forks? How many plates? How many bowls?

Science/Social Studies Choice Board

Complete 1 activity a day

Complete a kidsa-z.com Science activity	Draw a picture and write about the weather today. What activity can you do in this weather?	Choose a Sid the Science Kid video on youtube. Write one thing you learned.	Go for a nature walk in your yard. Write down your observations.	Write about ways you can show kindness to others. Were you kind today?
Draw a picture of what you want to be when you grow up. Write 2-3 sentences about it.	Go to classroommagazines.scholastic.com/support/learnathome.html . Complete an activity and send it to Miss B!	Create your own map. Draw a compass and label north, east, south, and west.	Complete a Science kidsa-z.com activity.	Create 3 rules to follow with a family member during at-home school time. Read them every day and follow them!
Draw a picture of you as the King/Queen. Write 3 sentences about what you would do as King/Queen.	Complete a science Kidsa-z.com activity.	Walk around your house and make a list of items sorted by color!	Go outside and observe the sky. Write 3 sentences about what you see.	Write 3 sentences about why it is important to follow rules. Have you been following the rules?
Write 3 ways you can be a great learner while you are at home.	Go to classroommagazines.scholastic.com/support/learnathome.html . Complete an activity and send it to Miss B!	Observe a plant. Draw what it looks like. Describe it using 3 sentences.	What are 3 things you can do to stay healthy?	Find an easy experiment online and complete it with a family member. Write about what happened.

Website list

- N2Y.com (first and last name with no space, Password is “password”)
- KidsA-Z.com
- Istation.com
- Zearn.org
- Splashlearn.com
- classroommagazines.scholastic.com/support/learnathome.html

Fry Sight Words

First 100 Words (#1-100)


the
of
and
a
to
in
is
you
that
it
he
was
for
on
are
as
with
his
they
I
at
be
this
have
from

or
one
had
by
words
but
not
what
all
were
we
when
your
can
said
there
use
an
each
which
she
do
how
their
if

will
up
other
about
out
many
then
them
these
so
some
her
would
make
like
him
into
time
has
look
two
more
write
go
see

number
no
way
could
people
my
than
first
water
been
called
who
oil
sit
now
find
long
down
day
did
get
come
made
may
part

Name _____



The Dip

Chad **sees** a bag. "This bag has six chips!" he **says**.

Chad sets them on a dish. Chad gets dip. He dips the chips. A bit of dip fell off the last chip. Chad gets the mop. He will mop up that dip. Chad wishes he had more chips. "I will dash to the shop!" he yells.

1. Circle how many chips Chad dips.

2. Put these events in order.

___ Chad gets more chips at the shop.

___ Chad dips his chips.

___ A bit of dip fell off a chip.

3. What is another word for *dash*? (Circle one.)

eat

run

dip

Name _____

The Shopping Trip



Beth has to get a gift for her pal. It is six and the sun has set. She has to rush. She gets cash and dashes to the shop. She **sees** a chess set. She **sees** the tag and **does** the math. It is too much. She is not rich. Beth will not get the chess set.

1. Circle what Beth wants to get for her pal.

2. Put these events in order.

- | | |
|----------------------------|--------------------------|
| __ She sees the tag. | __ She goes to the shop. |
| __ She sees the chess set. | __ She gets cash. |

3. Underline why Beth will not get the chess set.

Name _____

Bud Gets a Bath



Chet has to give his dog Bud a bath. Bud did not wish to get wet, so he hid. Chet did not see Bud. He checksu by the shed. Then, he checksu the shack. Chet dasheses on a path. That is when he seeses Bud by the thick bush. He rusheses to get Bud. Bud did get his bath.

1. What is Chet trying to do?

2. Put these events in order.

__ Chet checks by the shed.

__ Chet sees Bud by a bush.


__ Bud gets a bath.

__ Bud hid from Chet.

3. Underline where Bud was hiding.

Name _____

Rich Gets a Fish



Rich has a wish. He wishes for a pet fish. He chats with his mom. She says, "Let's check the shop." When they get to the pet shop, Rich **sees** a thin fish. "This is the fish," he tells his mom. They give the man cash. The man gives them the fish in a bag. "This fish will be Chip", Rich says.

1. What does Rich want? Circle your answer in the text.

2. Put these events in order.

__ Rich gives the man cash.

__ Rich asks for a fish.

__ Rich and his mom check the shop.

__ He sees a thin fish.

3. Underline what the fish's name is.

Name: _____

Date: _____

Whales

Whales are very big animals. They can be gray, blue, black and white. They live in the ocean.

Whales like to eat lots of fish. Some whales do not have teeth! Have you ever seen a whale?

1. Whales like to eat _____.


- ☐ dish
- ☐ wish
- ☐ fish

2. Where do whales live?

- ☐ ocean
- ☐ box
- ☐ van

3. Some whales do not have _____.

- ☐ green
- ☐ teeth
- ☐ sheep



Name: _____

Date: _____

Little Pigs

Three little pigs like to play. One little pig puts on a wig. One little pig hops in a box. One little pig jumps with a rope. All the pigs like to play hide and seek.

1. How many pigs play?

- ☐ 5
- ☐ 3
- ☐ 4

2. One little pig jumps with a _____.

- ☐ wig
- ☐ box
- ☐ rope

3. One little pig puts on a _____.

- ☐ rope
- ☐ box
- ☐ wig



Name: _____

Date: _____

Pat the Dog

Pat is a little brown dog. He has a black and white ball. He likes to play with the ball. Pat sees Nat. He is a dog too. Nat is his pal. Pat and Nat play with the ball.

1. What is Pat?

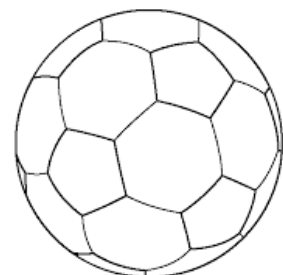
- ☐ a cat
- ☐ a fox
- ☐ a dog

2. What color is Pat?

- ☐ black
- ☐ brown
- ☐ blue

3. Pat plays with _____.

- ☐ Nat
- ☐ Jen
- ☐ Bob



Name: _____

Date: _____

A Bike Ride

Miles goes on a bike ride. His bike is green and yellow. He rides his bike up the hill. Then he goes down the hill. Look at him go! He rides his bike on the grass! Now it is time for Miles to go home.

1. _____ goes on a bike ride.


- ☐ Tiles
- ☐ Piles
- ☐ Miles

2. Miles rides his bike on the _____.

- ☐ green
- ☐ grape
- ☐ grass

3. He rides his bike up and down the _____.

- ☐ bill
- ☐ hill
- ☐ mill





CVC Word Boxes- Vowel Mix 4

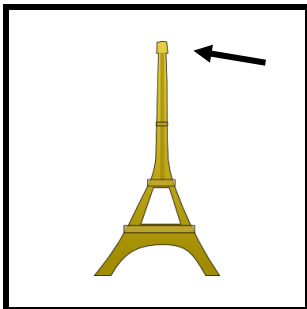
Name: _____





--	--	--



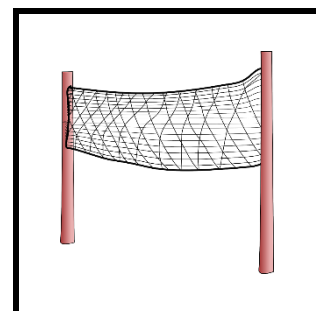









Say the word. Write the word. Box the word.




CVC Word Boxes- Vowel Mix 3


Name: _____




--	--	--




--	--	--




--	--	--



--	--	--




--	--	--






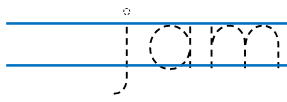









--	--	--

Say the word. Write the word. Box the word.


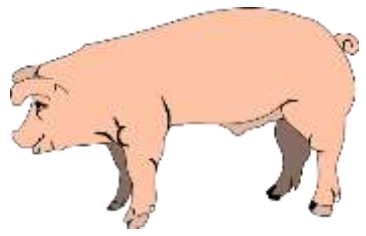


CVC Initial Sound Sheet 6

Name: _____




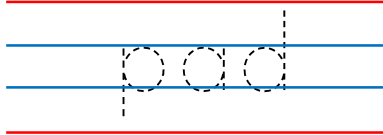









Say each word. Write the beginning sounds.	Join the beginning sounds together to make a new word.	Draw.
   _____	 _____	
   _____	_____	
   _____	_____	
   _____	_____	

Say. Write. Draw a picture to match each of the three sounds. One has been done for you.



 _____	_____	_____	_____
 _____	_____	_____	_____

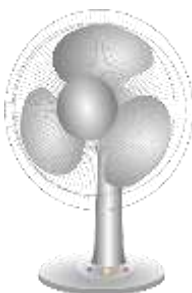
CVC Initial Sound Sheet 5

Name: _____

Say each word. Write the beginning sounds.	Join the beginning sounds together to make a new word.	Draw.
   _____		
   _____	 	
   _____	 	
   _____	 	


Say. Write. Draw a picture to match each of the three sounds. One has been done for you.

			
s			

CVC Cut and Paste- Vowel Mix 3

Name: _____



--	--	--




--	--	--



--	--	--



--	--	--

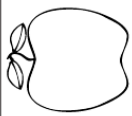





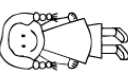

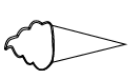

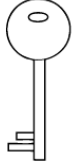









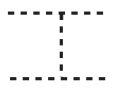
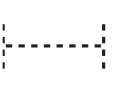

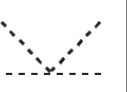







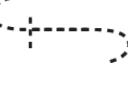



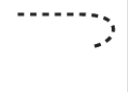









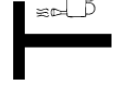











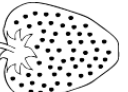
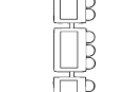

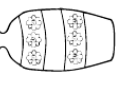










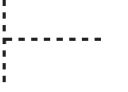





















--	--	--



--	--	--

u	t	n	a	h	i
t	e	d	a	g	b
a	u	t	g	s	f
w	o	m	h	b	h


 A	 B	 C	 D	 E	 F	 G	 H	 I	 J	 K	 L	 M
 A	 B	 C	 D	 E	 F	 G	 H	 I	 J	 K	 L	 M
 A	 B	 C	 D	 E	 F	 G	 H	 I	 J	 K	 L	 M
 A	 B	 C	 D	 E	 F	 G	 H	 I	 J	 K	 L	 M
 A	 B	 C	 D	 E	 F	 G	 H	 I	 J	 K	 L	 M
 A	 B	 C	 D	 E	 F	 G	 H	 I	 J	 K	 L	 M
 A	 B	 C	 D	 E	 F	 G	 H	 I	 J	 K	 L	 M

CVC Cut and Paste- Vowel Mix 4


Name: _____



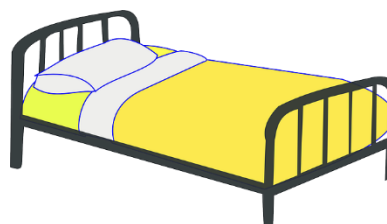
--	--	--



--	--	--




--	--	--



--	--	--



--	--	--



--	--	--

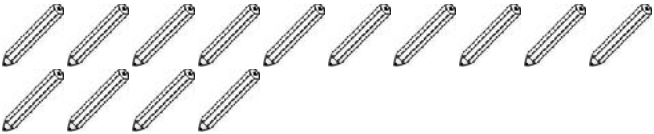
c	d	o	p	u	b
i	e	j	t	u	c
g	d	a	t	o	n
i	f	a	o	d	g

$\begin{array}{r} 2 \\ + 9 \\ \hline \end{array}$	$\begin{array}{r} 5 \\ + 6 \\ \hline \end{array}$	$\begin{array}{r} 3 \\ + 8 \\ \hline \end{array}$	$\begin{array}{r} 4 \\ + 3 \\ \hline \end{array}$	$\begin{array}{r} 6 \\ + 2 \\ \hline \end{array}$	$\begin{array}{r} 9 \\ + 7 \\ \hline \end{array}$	$\begin{array}{r} 7 \\ + 4 \\ \hline \end{array}$	$\begin{array}{r} 8 \\ + 7 \\ \hline \end{array}$	$\begin{array}{r} 2 \\ + 4 \\ \hline \end{array}$	$\begin{array}{r} 2 \\ + 2 \\ \hline \end{array}$
$\begin{array}{r} 7 \\ + 3 \\ \hline \end{array}$	$\begin{array}{r} 2 \\ + 7 \\ \hline \end{array}$	$\begin{array}{r} 5 \\ + 4 \\ \hline \end{array}$	$\begin{array}{r} 3 \\ + 6 \\ \hline \end{array}$	$\begin{array}{r} 4 \\ + 9 \\ \hline \end{array}$	$\begin{array}{r} 6 \\ + 7 \\ \hline \end{array}$	$\begin{array}{r} 9 \\ + 4 \\ \hline \end{array}$	$\begin{array}{r} 7 \\ + 9 \\ \hline \end{array}$	$\begin{array}{r} 8 \\ + 9 \\ \hline \end{array}$	$\begin{array}{r} 2 \\ + 3 \\ \hline \end{array}$
$\begin{array}{r} 9 \\ + 9 \\ \hline \end{array}$	$\begin{array}{r} 8 \\ + 4 \\ \hline \end{array}$	$\begin{array}{r} 2 \\ + 5 \\ \hline \end{array}$	$\begin{array}{r} 5 \\ + 9 \\ \hline \end{array}$	$\begin{array}{r} 3 \\ + 7 \\ \hline \end{array}$	$\begin{array}{r} 4 \\ + 6 \\ \hline \end{array}$	$\begin{array}{r} 6 \\ + 9 \\ \hline \end{array}$	$\begin{array}{r} 9 \\ + 8 \\ \hline \end{array}$	$\begin{array}{r} 7 \\ + 6 \\ \hline \end{array}$	$\begin{array}{r} 8 \\ + 6 \\ \hline \end{array}$
$\begin{array}{r} 8 \\ + 5 \\ \hline \end{array}$	$\begin{array}{r} 7 \\ + 7 \\ \hline \end{array}$	$\begin{array}{r} 7 \\ + 2 \\ \hline \end{array}$	$\begin{array}{r} 2 \\ + 8 \\ \hline \end{array}$	$\begin{array}{r} 5 \\ + 7 \\ \hline \end{array}$	$\begin{array}{r} 3 \\ + 9 \\ \hline \end{array}$	$\begin{array}{r} 4 \\ + 8 \\ \hline \end{array}$	$\begin{array}{r} 6 \\ + 3 \\ \hline \end{array}$	$\begin{array}{r} 9 \\ + 6 \\ \hline \end{array}$	$\begin{array}{r} 7 \\ + 8 \\ \hline \end{array}$
$\begin{array}{r} 9 \\ + 3 \\ \hline \end{array}$	$\begin{array}{r} 8 \\ + 8 \\ \hline \end{array}$	$\begin{array}{r} 9 \\ + 2 \\ \hline \end{array}$	$\begin{array}{r} 8 \\ + 3 \\ \hline \end{array}$	$\begin{array}{r} 2 \\ + 6 \\ \hline \end{array}$	$\begin{array}{r} 5 \\ + 8 \\ \hline \end{array}$	$\begin{array}{r} 3 \\ + 4 \\ \hline \end{array}$	$\begin{array}{r} 4 \\ + 7 \\ \hline \end{array}$	$\begin{array}{r} 6 \\ + 8 \\ \hline \end{array}$	$\begin{array}{r} 9 \\ + 5 \\ \hline \end{array}$

Counting Numbers up to 20


Kindergarten Counting Worksheet

Count the objects and write the number in the box.


1)  =

2)  =

3)  =

4)  =

5)  =

6)  =


7)  =

Counting Numbers up to 20

Kindergarten Counting Worksheet

Count the objects and write the number in the box.

1.  =


2.  =

3.  =

4.  =

5.  =

6.  =

7.  =



Counting Practice from 1 to 100

Kindergarten Counting Worksheet

1) Count by 1 from 1 to 100

1	2		4					9	10
					16				
21	22			25				29	
31	32								
						47	48		50
51									
	62					67			70
71									
	82					87			
91		93						99	100



Counting Practice from 1 to 20

Kindergarten Counting Worksheet

1) Count by 1 from 1 to 20

1						7			10
		13	14						20


2) Count by 1 from 1 to 20

1		3		5					10
	12								20

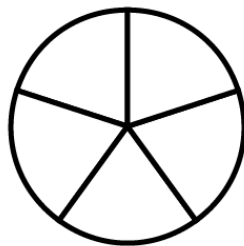
3) Count by 1 from 1 to 20

1					6				
11			14			17		19	20


Fractions




Color $\frac{1}{4}$



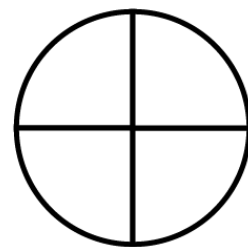
Color $\frac{2}{5}$



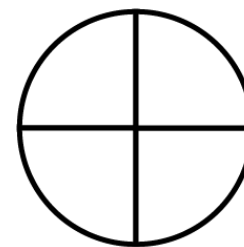
Color $\frac{1}{3}$




Color $\frac{1}{5}$



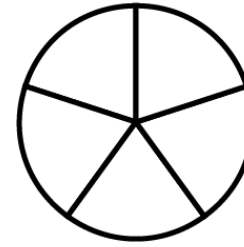
Color $\frac{2}{4}$




Color $\frac{3}{4}$



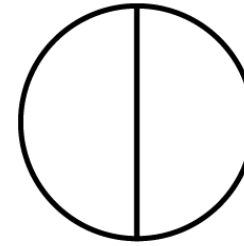
Color $\frac{2}{3}$



Color $\frac{4}{5}$



Color $\frac{3}{5}$



Color $\frac{1}{2}$

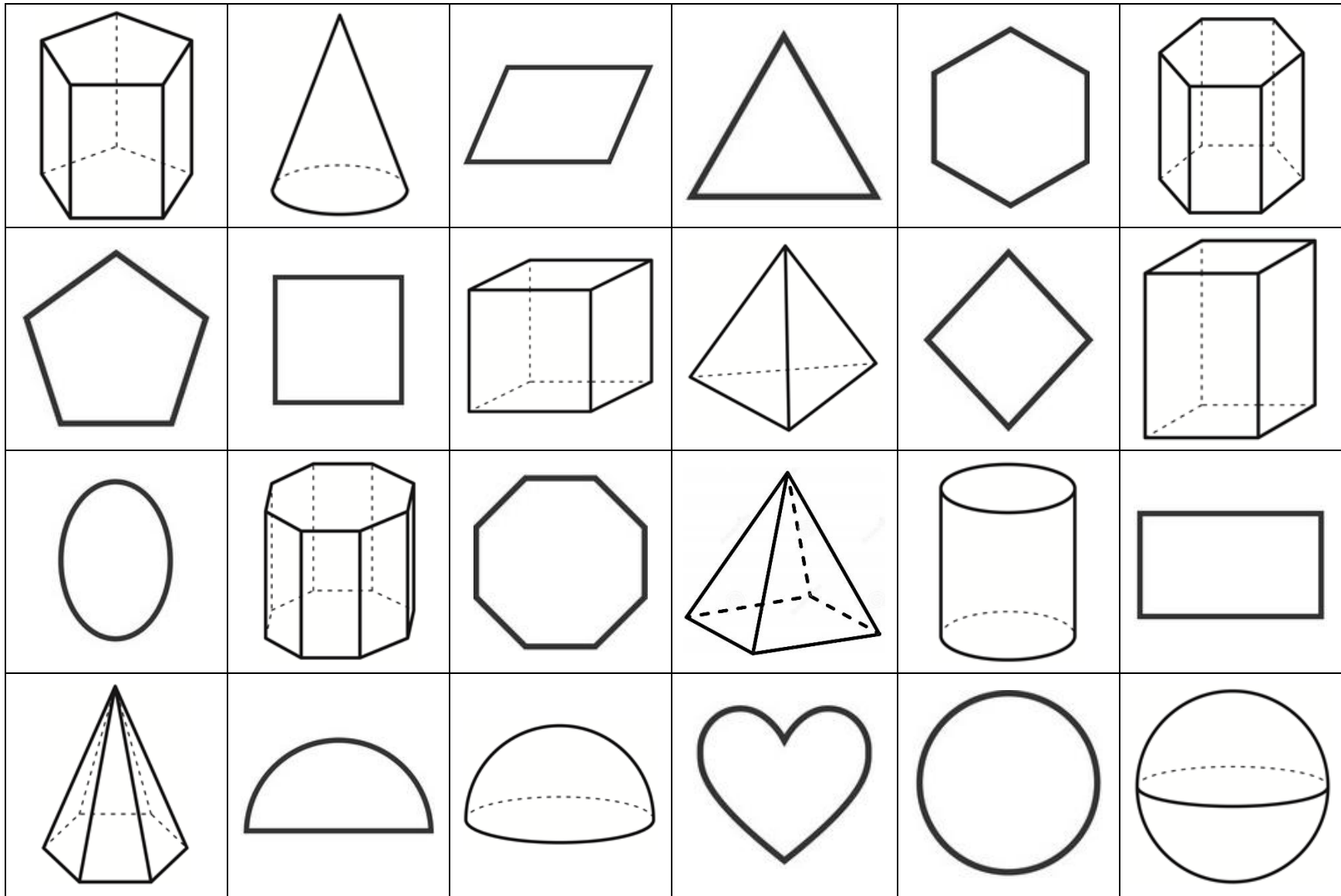
Name: _____

2-D

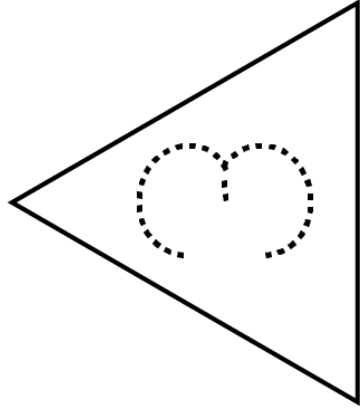
2-Dimensional length x width

3-D

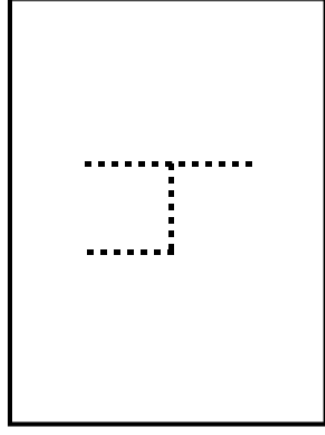
3-Dimensional length x width x height



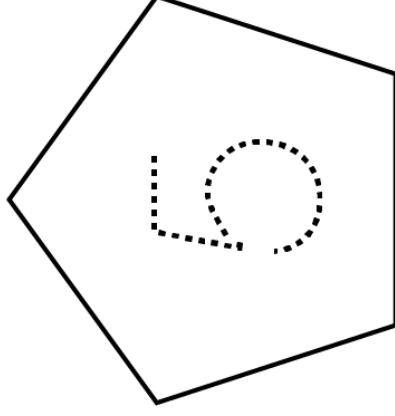
How many sides?



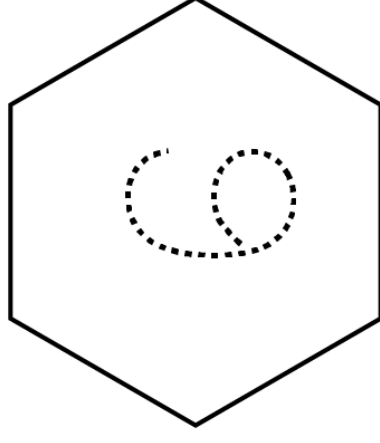
Triangle



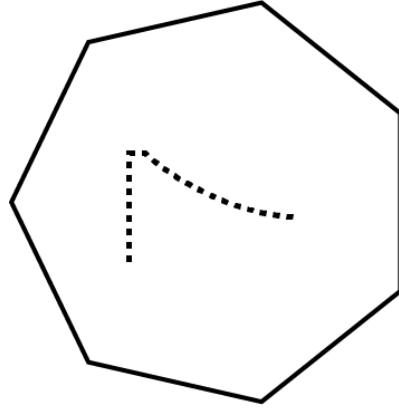
Rectangle



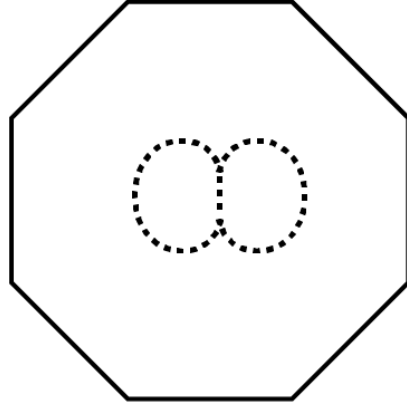
Pentagon



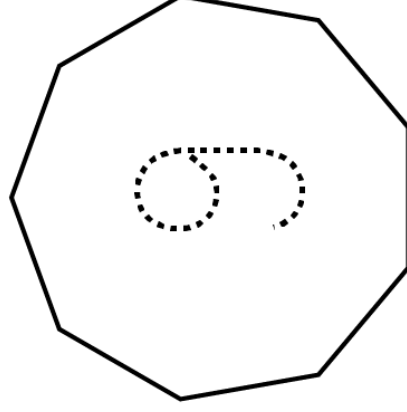
Hexagon



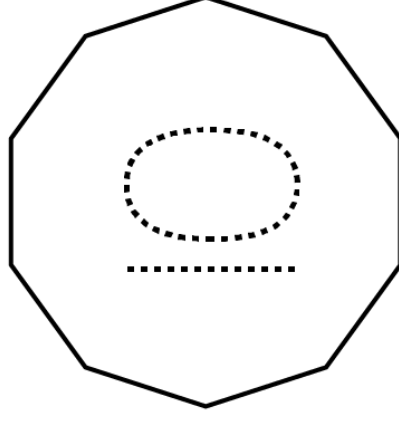
Heptagon



Octagon



Nonagon



Decagon

Name : _____

Score : _____

Teacher : _____

Date : _____

$$\begin{array}{r} 17 \\ - 3 \\ \hline \end{array}$$

$$\begin{array}{r} 16 \\ - 7 \\ \hline \end{array}$$

$$\begin{array}{r} 10 \\ - 9 \\ \hline \end{array}$$

$$\begin{array}{r} 18 \\ - 15 \\ \hline \end{array}$$

$$\begin{array}{r} 18 \\ - 13 \\ \hline \end{array}$$

$$\begin{array}{r} 6 \\ - 5 \\ \hline \end{array}$$

$$\begin{array}{r} 15 \\ - 2 \\ \hline \end{array}$$

$$\begin{array}{r} 16 \\ - 7 \\ \hline \end{array}$$

$$\begin{array}{r} 20 \\ - 19 \\ \hline \end{array}$$

$$\begin{array}{r} 12 \\ - 0 \\ \hline \end{array}$$

$$\begin{array}{r} 17 \\ - 16 \\ \hline \end{array}$$

$$\begin{array}{r} 11 \\ - 8 \\ \hline \end{array}$$

$$\begin{array}{r} 18 \\ - 16 \\ \hline \end{array}$$

$$\begin{array}{r} 14 \\ - 8 \\ \hline \end{array}$$

$$\begin{array}{r} 14 \\ - 10 \\ \hline \end{array}$$

$$\begin{array}{r} 8 \\ - 1 \\ \hline \end{array}$$

$$\begin{array}{r} 14 \\ - 12 \\ \hline \end{array}$$

$$\begin{array}{r} 20 \\ - 17 \\ \hline \end{array}$$

$$\begin{array}{r} 9 \\ - 2 \\ \hline \end{array}$$

$$\begin{array}{r} 9 \\ - 8 \\ \hline \end{array}$$

$$\begin{array}{r} 5 \\ - 5 \\ \hline \end{array}$$

$$\begin{array}{r} 20 \\ - 18 \\ \hline \end{array}$$

$$\begin{array}{r} 6 \\ - 3 \\ \hline \end{array}$$

$$\begin{array}{r} 19 \\ - 14 \\ \hline \end{array}$$

$$\begin{array}{r} 19 \\ - 3 \\ \hline \end{array}$$

$$\begin{array}{r} 12 \\ - 10 \\ \hline \end{array}$$

$$\begin{array}{r} 20 \\ - 13 \\ \hline \end{array}$$

$$\begin{array}{r} 13 \\ - 0 \\ \hline \end{array}$$

$$\begin{array}{r} 7 \\ - 4 \\ \hline \end{array}$$

$$\begin{array}{r} 2 \\ - 0 \\ \hline \end{array}$$





Counting Practice from 1 to 50

Kindergarten Counting Worksheet

1) Count by 1 from 1 to 50

1					6				
				15				19	20
21			24	25					
	32		34		36				40
						47			50

Numbers 1 - 100

Directions: Trace the numbers. Write slowly and neatly.

1	2	3	4	5	6	7	8	9	10
11	12	13	14	15	16	17	18	19	20
21	22	23	24	25	26	27	28	29	30
31	32	33	34	35	36	37	38	39	40
41	42	43	44	45	46	47	48	49	50
51	52	53	54	55	56	57	58	59	60
61	62	63	64	65	66	67	68	69	70
71	72	73	74	75	76	77	78	79	80
81	82	83	84	85	86	87	88	89	90
91	92	93	94	95	96	97	98	99	100

1	2	3	4	5	6	7	8	9	10
11	12	13	14	15	16	17	18	19	20
21	22	23	24	25	26	27	28	29	30
31	32	33	34	35	36	37	38	39	40
41	42	43	44	45	46	47	48	49	50
51	52	53	54	55	56	57	58	59	60
61	62	63	64	65	66	67	68	69	70
71	72	73	74	75	76	77	78	79	80
81	82	83	84	85	86	87	88	89	90
91	92	93	94	95	96	97	98	99	100